



Complete frame



Desk at stand position




Stiffening rails for 1500 and 1800 tops

WARRANTY
Motor 5 Years
Components 5 Years

Finishes
Frame




Silver




White

Top



White



Beech

PRODUCT SPECIFICATION SHEET

RAPID SPAN ELECTRIC

Electric Height Adjustable Desk

- Steel powder coated frame precious silver or white
- Complete desk available with white or beech top
- Modesty panel for rigidity to frame
- Stiffening rail for rigidity to top
- Optional preset height control

Technical data

Frame height	660 - 1180
Desk height	685 - 1205
Maximum load	100kg
Voltage	100-240 VAC/ 50/60 Hz
Consumption	80 WATT
Safety cut out	
Conset motor	

Codes

SE127

Desk	1200 x 700
Cubic Mtr.	.12
Weight	47.5 kg
Boxes	3

SE157

Desk	1500 x 700
Cubic Mtr.	.13
Weight	55.5 kg
Boxes	4

SE187

Desk	1800 x 700
Cubic Mtr.	.15
Weight	64.5 kg
Boxes	4